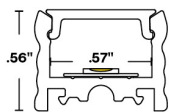




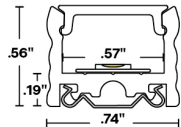
ESSENTIALS TALO-FLAT (01) STATIC WHITE

24VDC Linear Fixtures - Surface

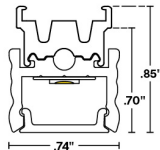
1 PRODUCT - DIMENSIONS



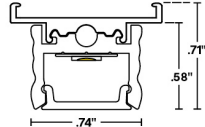
Profile with flat lens



Profile with hidden stainless steel mounting clip



Profile with TBC-01




Profile with TBC-02

2 DELIVERED LUMENS

[Calculated L70 = 70000 hrs]
Tested with TO1SW-**-30-DRY-STD

	1.5 W/FT		3.0 W/FT		4.0 W/FT		5.0 W/FT	
	LM/FT	CRI	LM/FT	CRI	LM/FT	CRI	LM/FT	CRI
CL	144	98	251	98	312	98	380	98
FR	142	98	248	98	308	98	375	98
PR	133	98	232	98	289	98	351	98
DF	120	98	210	98	261	98	318	98

6 DIODE VISIBILITY



PHOTOMETRIC PERFORMANCE

Nominal beam spread shown, beam spread varies based on light engine. For more detailed information, see photometric data.



Clear 80°



ESSENTIALS TALO-FLAT (01) STATIC WHITE

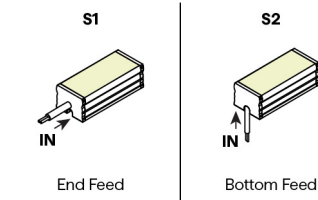
24VDC Linear Fixtures - Surface

TEMPERATURE RATINGS

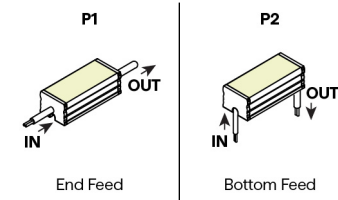
		1.5 W/FT		3.0 W/FT		4.0 W/FT		5.0 W/FT	
		Min	Max	Min	Max	Min	Max	Min	Max
DRY	Ambient Operating Temp - Surface	-4°F	140°F	-4°F	130°F	-4°F	125°F	-4°F	120°F
DMP	Ambient Operating Temp - Surface	-4°F	135°F	-4°F	125°F	-4°F	120°F	-4°F	115°F
WET	Ambient Operating Temp - Surface	-4°F	135°F	-4°F	125°F	-4°F	120°F	-4°F	115°F

7 WIRE INPUT/OUTPUT

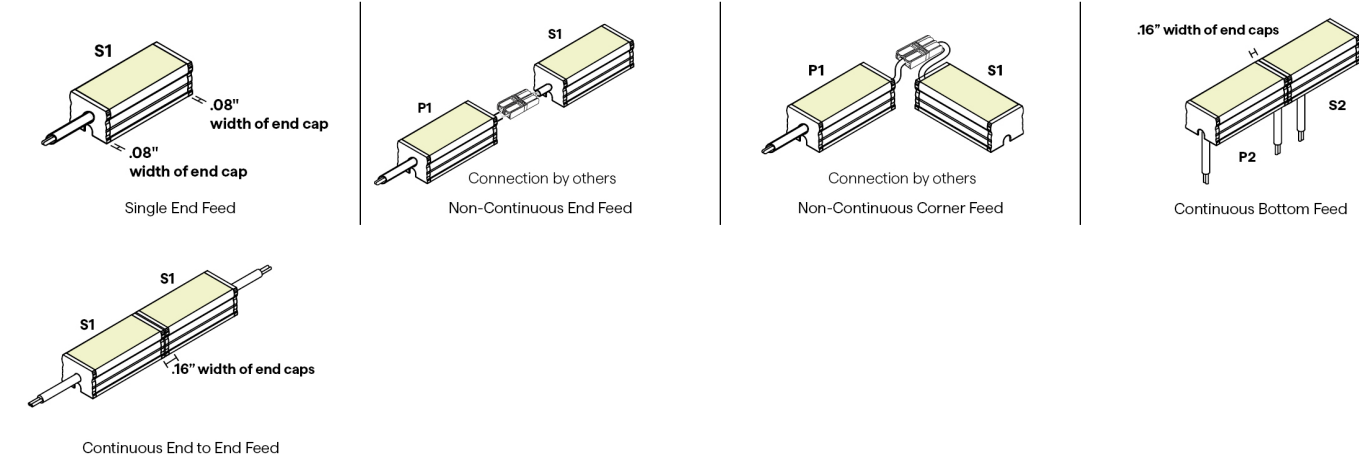
SINGLE (Input only)



PASS THROUGH (Input/Output)

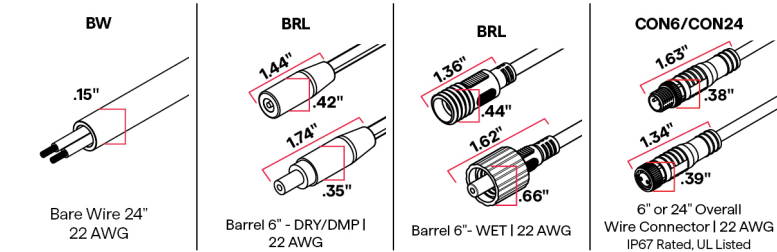


CONFIGURATION OPTIONS



8 / 9 CONNECTOR/WIRE - IN/OUT

Connector/Wire In or Out not needed to specify product. Standard configuration is BW for Wire In and CLS for Wire out



10 WIRE COLOR





ESSENTIALS TALO-FLAT (01) STATIC WHITE

24VDC Linear Fixtures - Surface

12 MOUNTING

HSS



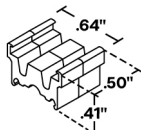
Hidden Stainless Steel Clip

2 clips provided for 4' or less. 4 clips provided for greater than 4'.

To order separately use SST-02

Each clip comes with a #4 x 5/8" Flat Head SS

TBC-01



Plastic T-Bar Clip

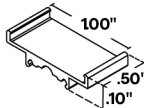
Use on 9/16" Flat or Tegular Drop Ceiling

2 clips provided for first 12"; 1 clip provided for each additional 12" or less length. 1 T-Bar Mounting Jig included with each fixture.

To order separately use TBC-01

Each pair of clips comes with M2.5 x 4mm

TBC-02



Plastic T-Bar Clip

Use on 15/16" Flat or Tegular Drop Ceiling

2 clips provided for first 12"; 1 clip provided for each additional 12" or less length. 1 T-Bar Mounting Jig included with each fixture.

To order separately use TBC-02

Each pair of clips comes with M2.5 x 4mm

13 FINISH



Satin

Black

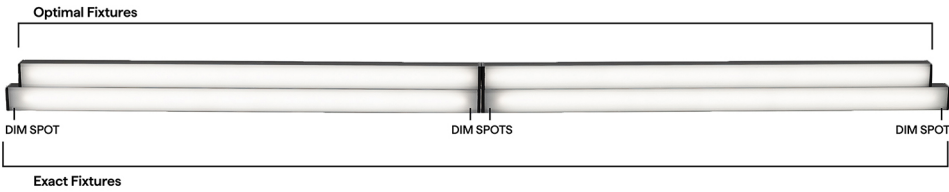
Custom finishes require a longer lead time, consult factory

14 EXACT/OPTIMAL FIXTURE LENGTH

[E/O Length Calculator →](#)

[E/O Explained →](#)

Exact fixtures are the exact length specified. Optimal fixtures' length is rounded down based on LED cut points to allow the fixture to be illuminated end to end. For runs with multiple fixtures that need to fill a specific length, it's recommended to order all optimal fixtures with an exact fixture at the end of the run.





ESSENTIALS TALO-FLAT (01) STATIC WHITE


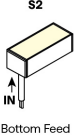

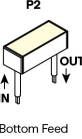
24VDC Linear Fixtures - Surface

SW DRY DMP LENGTHS BY INCH

EXACT LENGTH

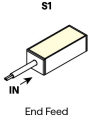
Requested Length	Potential dim spot on either end of a S1 fixture
	
12"	0.5"
13"	0.5"
14"	0.5"
15"	0.5"
16"	0.5"
17"	0.5"
18"	0.5"
19"	0.5"
20"	0.5"
21"	0.5"
22"	0.5"
23"	0.5"
24"	0.5"
36"	0.5"
48"	0.5"
60"	0.5"
72"	0.5"
84"	0.5"
96"	0.5"

OPTIMAL LENGTH


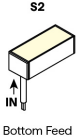
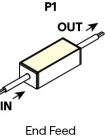
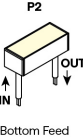
Requested Nominal Length	S1 & S2		P1 & P2	
				
12"	11.41"		11.66"	
13"	12.41"		12.66"	
14"	13.41"		13.66"	
15"	14.41"		14.66"	
16"	15.41"		15.66"	
17"	16.41"		16.66"	
18"	17.41"		17.66"	
19"	18.41"		18.66"	
20"	19.41"		19.66"	
21"	20.41"		20.66"	
22"	21.41"		21.66"	
23"	22.41"		22.66"	
24"	23.41"		23.66"	
36"	35.41"		35.66"	
48"	47.41"		47.66"	
60"	59.41"		59.66"	
72"	71.41"		71.66"	
84"	83.41"		83.66"	
96"	95.41"		95.66"	

SW WET LENGTHS BY INCH

EXACT LENGTH

Requested Length	Potential dim spot on either end of a S1 fixture
	
12"	0.5"
13"	0.5"
14"	0.5"
15"	0.5"
16"	0.5"
17"	0.5"
18"	0.5"
19"	0.5"
20"	0.5"
21"	0.5"
22"	0.5"
23"	0.5"
24"	0.5"
36"	0.5"
48"	0.5"
60"	0.5"
72"	0.5"
84"	0.5"
96"	0.5"

OPTIMAL LENGTH

Requested Nominal Length	S1 & S2		P1 & P2	
				
12"	11.56"		11.71"	
13"	12.56"		12.71"	
14"	13.56"		13.71"	
15"	14.56"		14.71"	
16"	15.56"		15.71"	
17"	16.56"		16.71"	
18"	17.56"		17.71"	
19"	18.56"		18.71"	
20"	19.56"		19.71"	
21"	20.56"		20.71"	
22"	21.56"		21.71"	
23"	22.56"		22.71"	
24"	23.56"		23.71"	
36"	35.56"		35.71"	
48"	47.56"		47.71"	
60"	59.56"		59.71"	
72"	71.56"		71.71"	
84"	83.56"		83.71"	
96"	95.56"		95.71"	



ESSENTIALS TALO-FLAT (01) STATIC WHITE

24VDC Linear Fixtures - Surface

COMPATIBLE POWER SUPPLIES

See power supplies cut sheets for more information. Data subject to change, all data has +/- 5% tolerance.

DIM TO LEVEL	INDOOR		OUTDOOR	
	SW24/1.5-4.0	SW24/5.0, SW-HE, SW-HE+	SW24/1.5-4.0	SW24/5.0, SW-HE, SW-HE+
Dim to Black	Q6M-DC+CAP QTM-DC+CAP iQ-PH+QD1	Q6M-DC+CAP QTM-DC+CAP iQ-PH+QD1	QOM-DC+CAP QOM-PH	QOM-DC+CAP QOM-PH
0.1%	QT-CAB-QZ-PH/0-10V QT-CAB-eLED+0-10V QT-CAB-eLED+0-10V-AWN QT-CAB-eLED+DALI-DT6 QT-CAB-eLED+DALI-DT6-AWN QTM-eLED+0-10V QTM-eLED+0-10V-AWN QTM-eLED+DALI-DT6 QTM-eLED+DALI-DT6-AWN QZ-BOWTIE+DIMMER QZ-DMX QZ-PH/0-10V QZ-STICK-PH/0-10V QZLP	QT-CAB-QZ-PH/0-10V QT-CAB-eLED+0-10V QT-CAB-eLED+0-10V-AWN QT-CAB-eLED+DALI-DT6 QT-CAB-eLED+DALI-DT6-AWN QTM-eLED+0-10V QTM-eLED+0-10V-AWN QTM-eLED+DALI-DT6 QTM-eLED+DALI-DT6-AWN QZ-BOWTIE+DIMMER QZ-DMX QZ-PH/0-10V QZ-STICK-PH/0-10V QZLP	Q-SET-QZ-DMX Q-SET-QZ-PH/0-10V Q-SET-eLED+0-10V QOM-eLED+0-10V QOM-eLED+DALI-DT6 QOM-eLED+PS-DALI-DT6 QZ-DMX QZ-PH/0-10V	Q-SET-QZ-DMX Q-SET-QZ-PH/0-10V Q-SET-eLED+0-10V QOM-eLED+0-10V QOM-eLED+DALI-DT6 QOM-eLED+PS-DALI-DT6 QZ-DMX QZ-PH/0-10V
1%	QTM-eLED(E) QZ-DALI-DT6	QTM-eLED(E) QZ-DALI-DT6	Q-SET+QZ-DALI-DT6 QZ-DALI-DT6	Q-SET+QZ-DALI-DT6 QZ-DALI-DT6
10%	Non-Dim Power Supply with SW App Dongle	Non-Dim Power Supply with SW App Dongle	Q-HEX-mini-DC Q-SET-mLED	








ESSENTIALS TALO-FLAT (01) STATIC WHITE

24VDC Linear Fixtures - Surface

DIMMING PROTOCOL	INDOOR		OUTDOOR	
	SW24/1.5-4.0	SW24/5.0, SW-HE, SW-HE+	SW24/1.5-4.0	SW24/5.0, SW-HE, SW-HE+
Non-Dim	QT-CAB-eLED-ND QTM-eLED-ND QZ-ND	QT-CAB-eLED-ND QTM-eLED-ND QZ-ND	Q-SET-QZ-ND Q-SET-eLED-ND QOM-eLED-ND QZ-ND	Q-SET-QZ-ND Q-SET-eLED-ND QOM-eLED-ND QZ-ND
Phase	Q6M-DC+CAP QT-CAB-QZ-PH/0-10V QTM-DC+CAP QTM-eLED(E) QZ-BOWTIE+DIMMER QZ-PH/0-10V QZ-STICK-PH/0-10V QZLP iQ-PH+QD1	Q6M-DC+CAP QT-CAB-QZ-PH/0-10V QTM-DC+CAP QTM-eLED(E) QZ-BOWTIE+DIMMER QZ-PH/0-10V QZ-STICK-PH/0-10V QZLP iQ-PH+QD1	Q-HEX-mini-DC Q-SET-QZ-PH/0-10V Q-SET-mLED QOM-DC+CAP QOM-PH QZ-PH/0-10V	Q-SET-QZ-PH/0-10V QOM-DC+CAP QOM-PH QZ-PH/0-10V
0-10V	QT-CAB-QZ-PH/0-10V QT-CAB-eLED+0-10V QT-CAB-eLED+0-10V-AWN QTM-eLED+0-10V QTM-eLED+0-10V-AWN QZ-PH/0-10V QZ-STICK-PH/0-10V QZLP	QT-CAB-QZ-PH/0-10V QT-CAB-eLED+0-10V QT-CAB-eLED+0-10V-AWN QTM-eLED+0-10V QTM-eLED+0-10V-AWN QZ-PH/0-10V QZ-STICK-PH/0-10V QZLP	Q-SET-QZ-PH/0-10V Q-SET-eLED+0-10V QOM-eLED+0-10V QZ-PH/0-10V	Q-SET-QZ-PH/0-10V Q-SET-eLED+0-10V QOM-eLED+0-10V QZ-PH/0-10V
Lutron Athena	QT-CAB-eLED+0-10V-AWN QT-CAB-eLED+DALI-DT6-AWN QTM-eLED+0-10V-AWN QTM-eLED+DALI-DT6-AWN	QT-CAB-eLED+0-10V-AWN QT-CAB-eLED+DALI-DT6-AWN QTM-eLED+0-10V-AWN QTM-eLED+DALI-DT6-AWN		
ECO System	QTM-eLED(E)	QTM-eLED(E)		
DMX	QZ-DMX	QZ-DMX	Q-SET-QZ-DMX QZ-DMX	Q-SET-QZ-DMX QZ-DMX
DALI-2: DT6	QT-CAB-eLED+DALI-DT6 QT-CAB-eLED+DALI-DT6-AWN QTM-eLED+DALI-DT6 QTM-eLED+DALI-DT6-AWN QZ-DALI-DT6	QT-CAB-eLED+DALI-DT6 QT-CAB-eLED+DALI-DT6-AWN QTM-eLED+DALI-DT6 QTM-eLED+DALI-DT6-AWN QZ-DALI-DT6	Q-SET+QZ-DALI-DT6 QOM-eLED+DALI-DT6 QZ-DALI-DT6	Q-SET+QZ-DALI-DT6 QOM-eLED+DALI-DT6 QZ-DALI-DT6
SCENE App Dimmed	Non-Dim Power Supply with SW App Dongle	Non-Dim Power Supply with SW App Dongle		

COMPATIBLE MOUNTING ACCESSORIES

HINGE - HMB-M  1.41" .71" Adjustable mounting bracket - Medium	HINGE - HMB-L  1.46" 1.29" Adjustable mounting bracket - Large	HINGE - HMB-XL  1.46" 4" Adjustable mounting bracket - XLarge	Q-PIVOT  .75" 1.03" Small mounting accessory	Q-ANGLE  2.23" 1.38" Adjustable mounting accessory
----------------------------------------------------------------------------------------------------------------------------------------------------------------------	----------------------------------------------------------------------------------------------------------------------------------------------------------------------	---------------------------------------------------------------------------------------------------------------------------------------------------------------------	----------------------------------------------------------------------------------------------------------------------------------------------------	----------------------------------------------------------------------------------------------------------------------------------------------------------